



P008

TIFFANY SINK IN PORCELAIN

DETAILS

Installation Type: Undermount










Uses Standard 1.5" Drain

With Overflow

AVAILABLE DRAINS

| | |
|-------------|---------------------------|
| D011 – D017 | Decorative Grid Strainers |
| D101 – D720 | Decorative Drains |

AVAILABLE GRATES

| | | | |
|------|-----------------|---|---------------------|
| G001 | Filigree |  | WB, P AB, UB, PB |
| G002 | Leaves |  | WB, P AB, UB, PB |
| G004 | Hawaiian Quilt |  | SS, PS |
| G005 | Grill |  | WB, P AB, UB, PB |
| G006 | Labyrinth |  | SS, PS |
| G007 | Mosaic Triptych |  | WB, P AB, UB, PB |
| G008 | Windows |  | WB, P AB, UB, PB |
| G009 | Wave |  | SS, PS |
| G010 | Coral |  | WB, P AB, UB, PB |

INSTALLATION

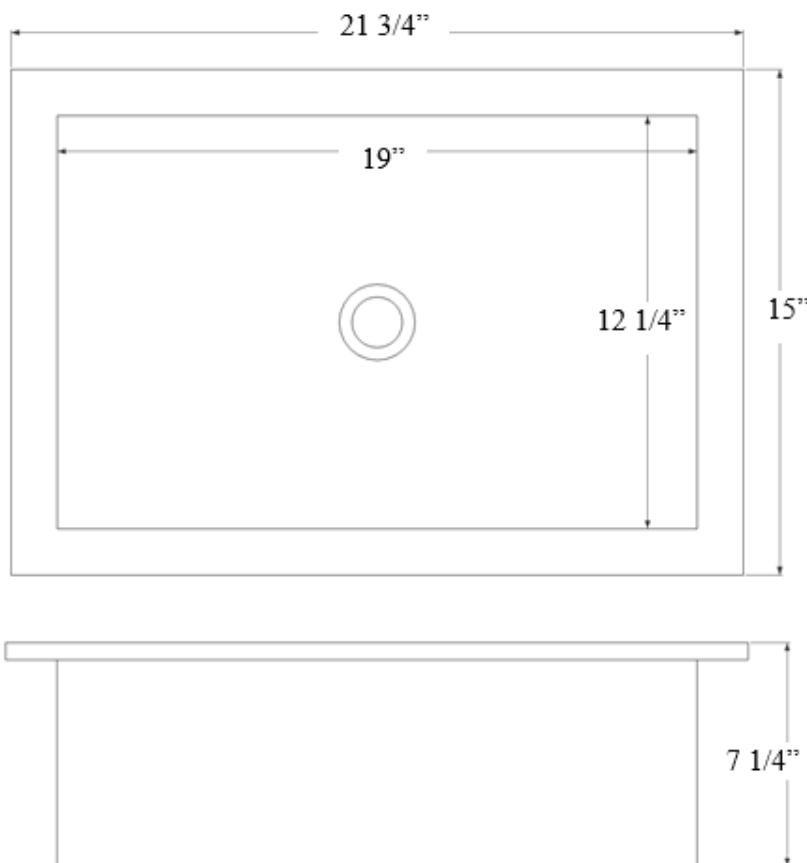
Drain should be installed first. Cuts in countertop are up to the discretion of the installer. Use 100% silicone to adhere sink to countertop. Clean any excess silicone from the sink surface.

CARE

Use mild soap and water for everyday cleaning. Avoid any harsh abrasives and chemicals, acidic cleaning products.

WARRANTY

Linkasink warrants our product to be free from manufacturing defect for the life of the product. Warranty does not cover improper care, neglect or abuse.



DIMENSIONS WILL VARY

DO NOT use this sheet as a guide for countertop cuts. Due to the handmade nature of each product, templates are not provided.